

Cynomolgus B7-1/CD80 Protein

Cat. No. B71-CM280



Description

Source	Recombinant Cynomolgus B7-1/CD80 Protein is expressed from HEK293 with hFc tag at the C-terminus. It contains Val35-Asn242.
Accession	G7NXN7
Molecular Weight	The protein has a predicted MW of 49.84 kDa. Due to glycosylation, the protein migrates to 60-80 kDa based on Bis-Tris PAGE result.
Endotoxin	Less than 1EU per μg by the LAL method.
Purity	> 95% as determined by Bis-Tris PAGE > 95% as determined by HPLC

Formulation and Storage

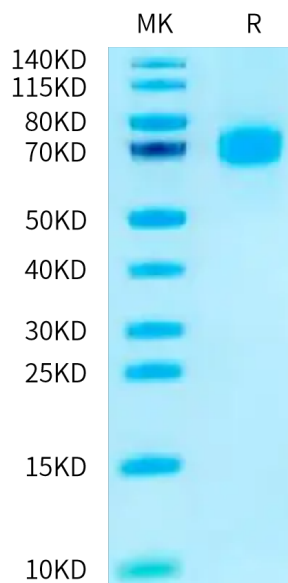
Formulation	Lyophilized from 0.22 μm filtered solution in PBS (pH 7.4). Normally 8% trehalose is added as protectant before lyophilization.
Reconstitution	Centrifuge the tube before opening. Reconstituting to a concentration more than 100 $\mu\text{g}/\text{ml}$ is recommended. Dissolve the lyophilized protein in distilled water.
Storage	-20 to -80°C for 12 months as supplied from date of receipt. -80°C for 3 months after reconstitution. Recommend to aliquot the protein into smaller quantities for optimal storage. Please minimize freeze-thaw cycles.

Background

Cluster of differentiation 80 (also CD80 and B7-1) is a protein found on dendritic cells, activated B cells and monocytes that provides a costimulatory signal necessary for T cell activation and survival. It is the ligand for two different proteins on the T cell surface: CD28 and CTLA-4.

Assay Data

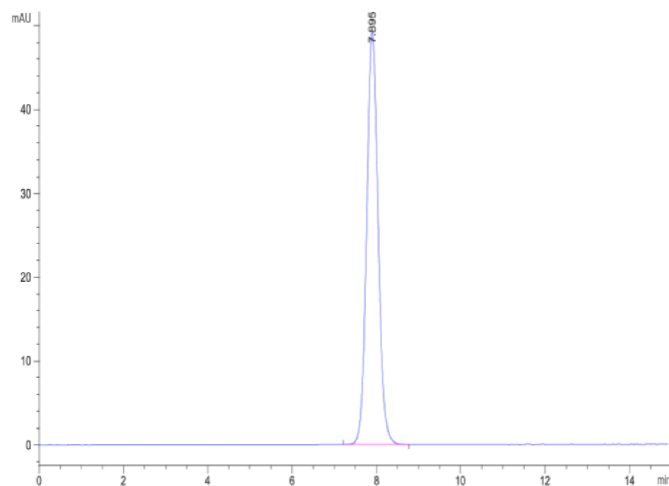
Bis-Tris PAGE



Cynomolgus B7-1 on Bis-Tris PAGE under reduced condition. The purity is greater than 95%.

SEC-HPLC

Assay Data

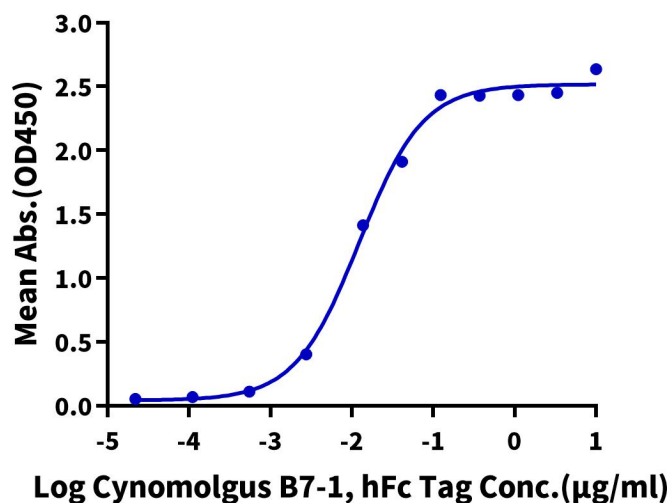


The purity of Cynomolgus B7-1 is greater than 95% as determined by SEC-HPLC.

ELISA Data

Cynomolgus B7-1, hFc Tag ELISA

0.05µg Cynomolgus CTLA-4, His Tag Per Well



Immobilized Cynomolgus CTLA-4, His Tag at 0.5µg/ml (100µl/well) on the plate. Dose response curve for Cynomolgus B7-1, hFc Tag with the EC50 of 12.3ng/ml determined by ELISA.